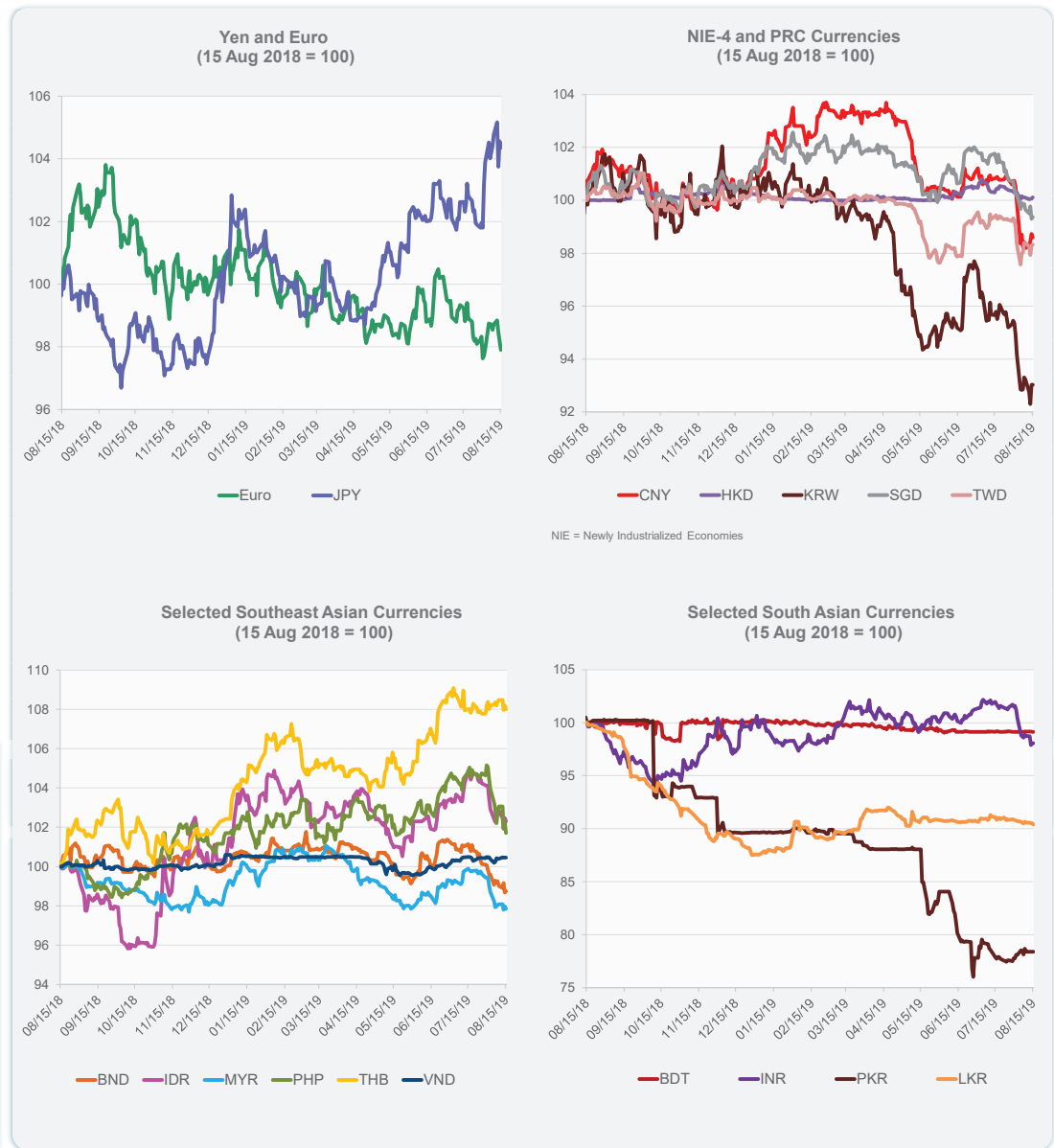
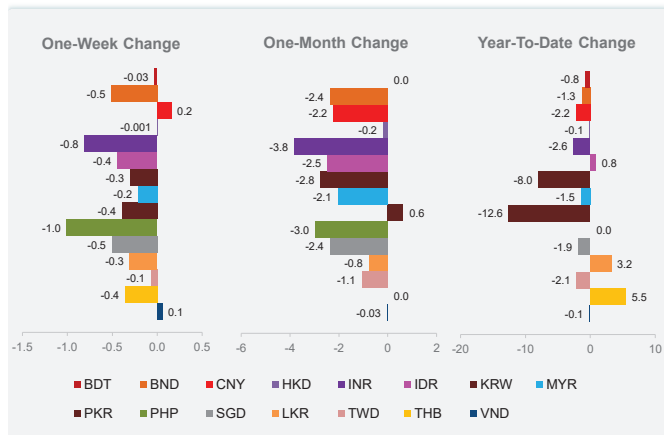


	Latest Closing	% change from Previous Day	% change from 01-Jan-19
Euro	0.90	-0.29	-3.12
Japanese yen (JPY)	106.12	-0.20	3.41
Bangladeshi taka (BDT)	84.53	0.00	-0.77
Brunei dollar (BND)	1.39	0.06	-1.32
Chinese yuan (CNY)	7.03	-0.15	-2.21
Hong Kong dollar (HKD)	7.84	0.05	-0.12
Indian rupee (INR)	71.27	0.00	-2.58
Indonesian rupiah (IDR)	14,273.00	-0.17	0.82
Korean won (KRW)	1,212.65	0.00	-7.98
Malaysian ringgit (MYR)	4.19	-0.13	-1.45
Pakistan rupee (PKR)	158.85	0.00	-12.58
Philippine peso (PHP)	52.58	-0.53	0.00
Singapore dollar (SGD)	1.39	0.07	-1.86
Sri Lanka rupee (LKR)	177.17	-0.15	3.21
Taipei,China NT dollar (TWD)	31.38	0.06	-2.14
Thai baht (THB)	30.87	-0.18	5.45
Vietnamese dong (VND)	23,208.00	0.00	-0.14

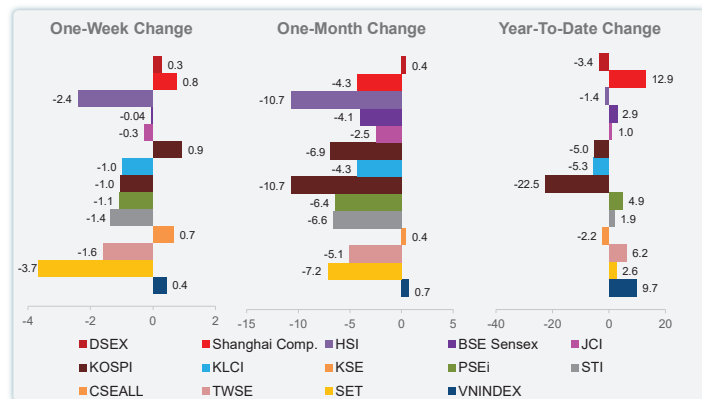
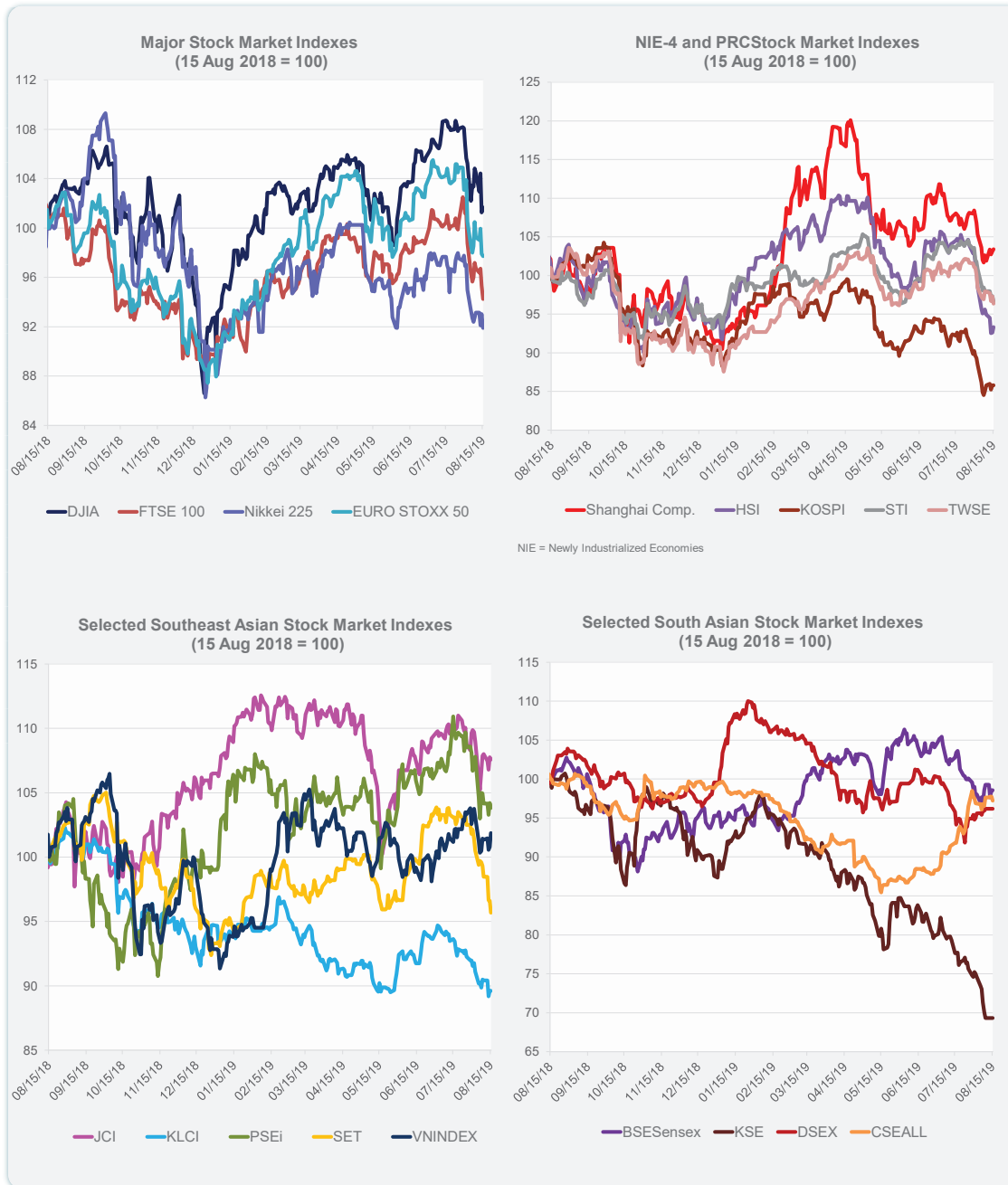


Note: Negative/Decreasing values indicate depreciation of local currency, and positive/increasing values indicate appreciation.
Source: Bloomberg.



Source: Bloomberg.

	Latest Closing	% change from Previous Day	% change from 01-Jan-19
US Dow Jones Ind Avg	25,579.39	0.39	9.65
US NASDAQ	7,766.62	-0.09	17.05
US S&P 500	2,847.60	0.25	13.59
UK FTSE 100	7,067.01	-1.13	5.04
EURO STOXX 50	3,282.78	-0.18	9.37
Japan NIKKEI 225	20,405.65	-1.21	1.95
Bangladesh DSEX	5,201.42	0.00	-3.42
PRC Shanghai Comp.	2,815.80	0.25	12.91
Hong Kong, China HSI	25,495.46	0.76	-1.36
India BSE Sensex	37,311.53	0.00	2.92
Indonesia JCI	6,257.59	-0.16	1.02
Korea, Rep. of KOSPI	1,938.37	0.00	-5.03
Malaysia KLCI	1,600.29	0.00	-5.34
Pakistan KSE 100	29,429.07	0.00	-22.55
Philippines PSEi	7,828.86	-0.38	4.86
Singapore STI	3,126.09	-0.68	1.87
Sri Lanka CSEALL	5,917.15	-0.54	-2.23
Taipei, China TWSE	10,327.13	-0.96	6.17
Thailand SET	1,604.03	-0.95	2.57
Viet Nam VNINDEX	979.38	1.08	9.73



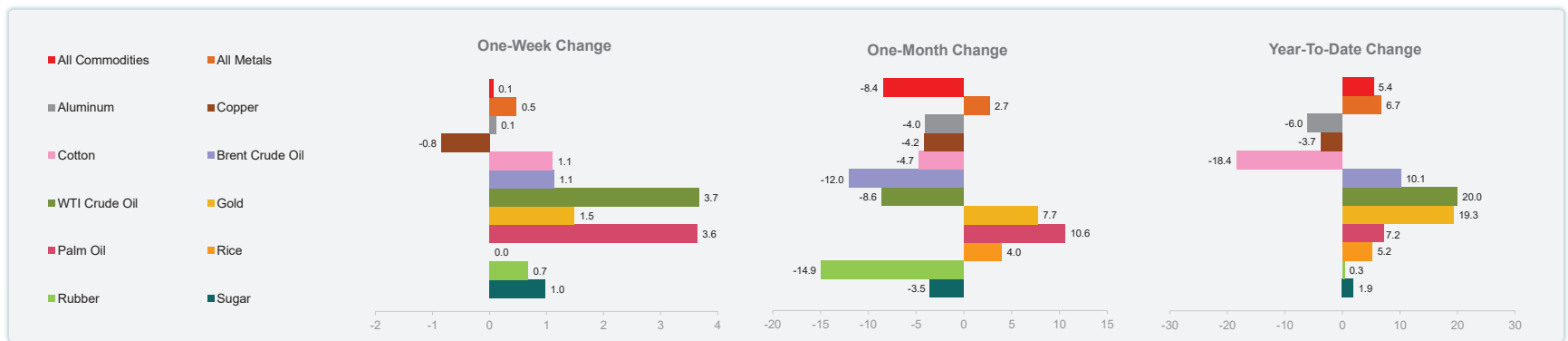
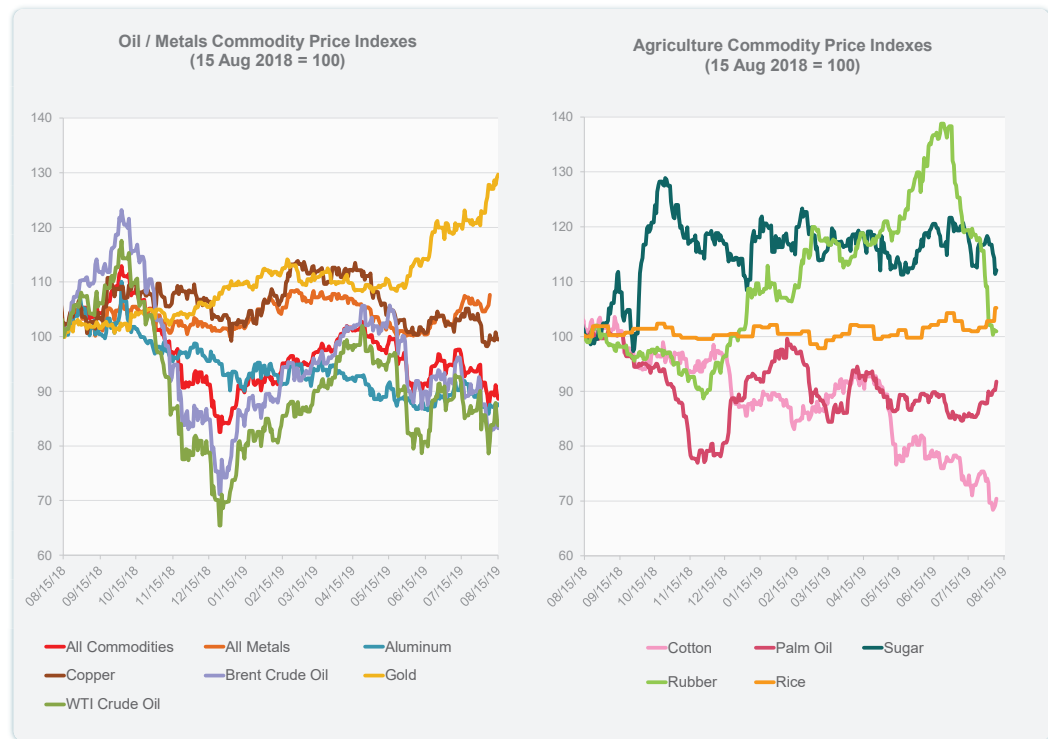
Source: Bloomberg.



Source: Bloomberg.

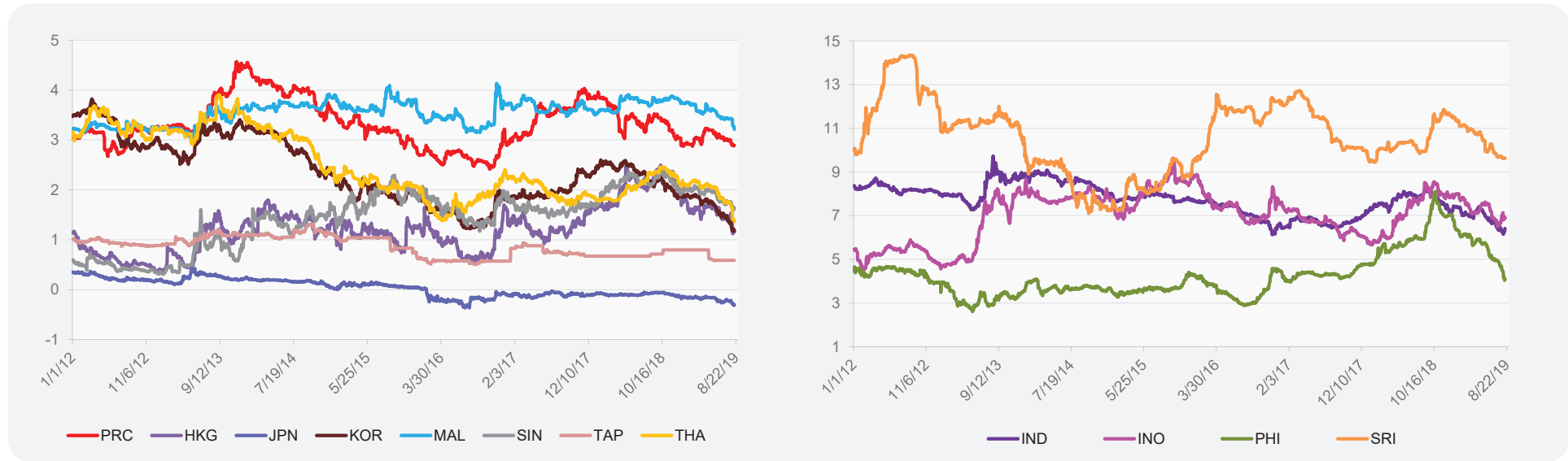
	Unit	Latest Closing	% change from Previous Day	% change from 01-Jan-19
S&P All Commodities	US\$	394.52	-0.89	5.39
S&P All Metals	US\$	218.01	0.46	6.74
Aluminum	US\$/metric ton	1,750.75	0.40	-6.01
Copper	US\$/metric ton	5,727.25	-0.20	-3.73
Cotton	US cents/lb	56.66	0.09	-18.42
Brent Crude Oil	US\$/barrel	58.16	-1.11	10.11
WTI Crude Oil	US\$/barrel	54.47	-1.38	19.95
Gold	US\$/troy oz	1,523.34	0.46	19.28
Palm Oil	US\$/metric tonne	506.14	-0.13	7.15
Rice ¹	US\$/metric ton	446.00	0.00	5.19
Rubber ²	US\$/kg	149.00	-0.67	0.34
Sugar	US cents/lb	12.35	0.00	1.90

¹ Latest closing price from 7 August 2019.
² Singapore Exchange, Ribbed Smoked Sheet Rubber.

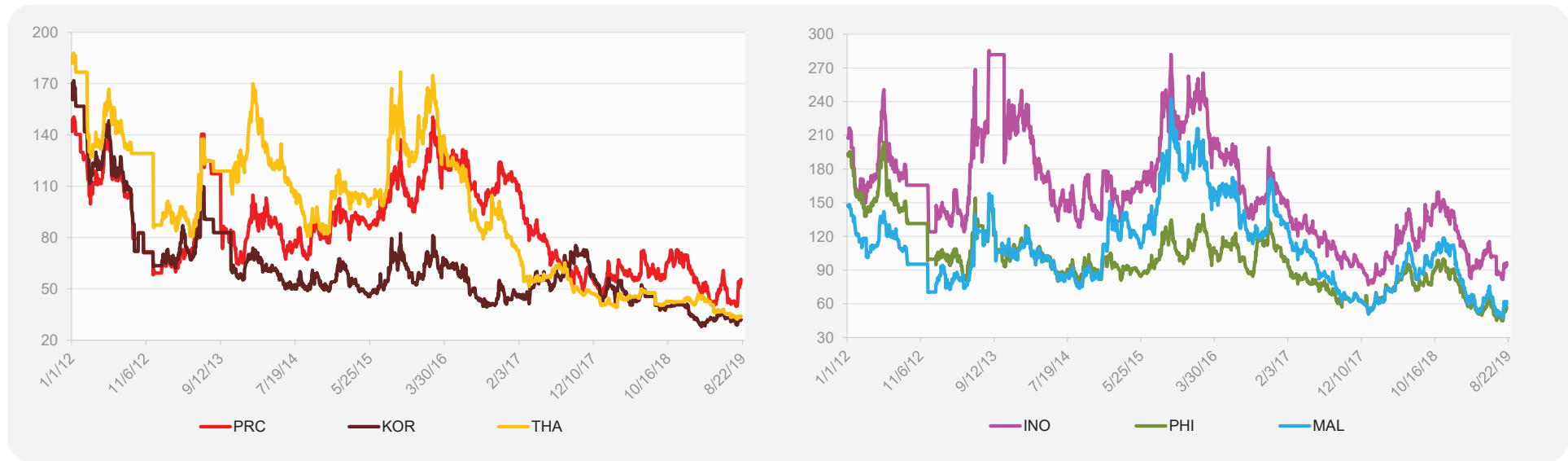


Source: Bloomberg.

5-YEAR LOCAL CURRENCY GOVERNMENT BOND YIELDS (%)



5-YEAR CREDIT DEFAULT SWAP¹



¹ In USD and based on sovereign bonds.
Source: Bloomberg.